



# AIRPORT DOORS

*Quality Door Solutions*

## Platinum Collection ALUMINIUM SECTIONAL DOORS

Featuring sleek minimalist designs encompassing strength and durability, Platinum Collection aluminium sectional doors are the ultimate in contemporary garage doors.



## Horizon-line



For a quality, smooth finish product perfect for the contemporary home, choose the Horizon-line aluminium sectional door, which boasts a strong, sleek and modern design.

### Features

- Easy to operate
- Strong construction
- Appealing design
- Optional windows

### Door Dimensions

Maximum Height: 3500mm\*

Maximum Width: 6500mm\*

\*Total door size must not exceed 17.5m<sup>2</sup>.



### Panel Details

The Horizon-line's strong profile consists of stylish 90mm high horizontal slats manufactured from 1.5mm extruded aluminium. Each door is custom-designed to suit the application, and bracing will be provided to reinforce large doors. The bottom panel will be fitted with a PVC bottom weather-seal to overcome slightly uneven concrete and minimise rain and leaves coming into the garage.

### Finish

Panels are available in natural anodised, colour anodised or a wide range of powdercoat colours.

### Windows (Optional)

Glass or acrylic windows can be custom designed into your Horizon-line door to create a unique look and provide natural light into your garage.

### Operation

Sectional doors operate behind the opening and travel on vertical and horizontal tracks. Installation variations such as high lift, vertical lift and angled lift may be possible depending on door size, weight, clearances and application, consult Airport Doors for details.

## Horizon-shine



The Horizon-shine aluminium sectional door combines the sleek Horizon-line panel with a contemporary, elongated window, allowing natural light to shine into your garage.

### Features

- Easy to operate
- Strong construction
- Appealing design
- Contemporary window

### Door Dimensions

Maximum Height: 3500mm\*

Maximum Width: 6500mm\*

\*Total door size must not exceed 17.5m<sup>2</sup>.



### Panel Details

The Horizon-shine sectional door incorporates the Horizon-line panel together with an elongated window. The window is approximately 180mm in height and consists of 6.38mm laminated safety glass in White Translucent (as standard). Each door is custom-designed to suit the application, and bracing will be provided to reinforce large doors. The bottom panel will be fitted with a PVC bottom weather-seal.

The maximum one-piece glass span is 2600mm. Larger doors will consist of a maximum one-piece glass span of 1500mm, and consist of vertical dividers where required.

### Finish

The Horizon-shine is available in natural anodised, colour anodised or a wide range of powdercoat colours.

### Operation

Refer to Horizon-line.

Platinum Collection, the ultimate range



## Reflection



The Reflection aluminium sectional door features an outstanding rounded aluminium extrusion, which can be clad with either glass or perspex. This premium product is ideal for quality designer homes.

### Features

- Easy to operate
- Appealing design
- Enables natural light

### Door Dimensions

#### Glass cladding

Maximum Height: 2600mm\*

Maximum Width: 4900mm\*

\*Total door size must not exceed 10.5m<sup>2</sup>.

#### Acrylic cladding

Maximum Height: 3500mm\*

Maximum Width: 6500mm\*

\*Total door size must not exceed 16.5m<sup>2</sup>.



### Panel Details

The Reflection door consists of a contemporary aluminium extruded frame and can be clad with 6.38mm laminated safety glass or 4.5mm acrylic. Each door is custom-designed to suit the application. The panel height is determined by the door opening height and cladding, and where required to reinforce large doors, bracing will be fitted to the back of the panel/s. The bottom panel will be fitted with a PVC bottom weather-seal.

The maximum one-piece glass and acrylic span is 2600mm. Larger doors will consist of a maximum one-piece glass span of 1500mm, or one-piece acrylic span of 1800mm, with vertical dividers provided where required.

### Finish

The aluminium frame is available in natural anodised, colour anodised or a wide range of powdercoat colours. A selected range of acrylic and glass colours are available.

### Operation

Refer to Horizon-line.

## Austin



For a timeless design that complements a residential or commercial setting, choose an Austin aluminium sectional door. The Austin features a strong and modern aluminium extrusion, which can be combined with various cladding materials.

### Features

- Easy to operate
- Appealing design
- Extensive cladding range
- Ventilation (Optional)

### Door Dimensions

#### Glass cladding

Maximum Height: 2600mm\*

Maximum Width: 4900mm\*

\*Total door size must not exceed 10.5m<sup>2</sup>.

#### Other cladding types

Maximum Height: 3500mm\*

Maximum Width: 7400mm\*

\*Total door weight must not exceed 280kg for residential use. Special requirements may be possible for commercial or industrial applications up to 350kg (consult Airport Doors for details).

NOTE: The above dimensions are a guide only and restrictions may apply; door size availability is largely dependant on cladding type, weight and application.

### Panel Details

The Austin sectional door encompasses a thick aluminium outer frame providing a consistent and aesthetically pleasing appearance. Each door is custom-designed to suit the application. Various cladding options including glass, acrylic, aluminium sheet, perforated aluminium, plywood, etc. can be provided up to 7mm thick. Cladding restrictions may apply depending on door size, weight or application, consult Airport Doors for details. Where required to reinforce large doors, bracing will be fitted to the back of the panel/s and the bottom panel will be fitted with a PVC bottom weather-seal.

The Austin has the added advantage of on-site cladding replacement, should it be required.

### Finish

The aluminium frame is available in natural anodised, colour anodised or a wide range of powdercoat colours. Cladding materials are also available in a range of colours.

### Operation

Refer to Horizon-line.



in garage doors.



Sectional Door  
method of operation

## Automated Operators

Airport Doors has a wide range of automated door and gate operators to best suit your needs. Featuring quiet operation and the latest technology, it's as easy as pushing a button.

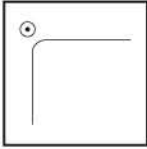
Consult the manufacturer for operator details and enquire about PE Beams for added safety.



**Marantec**  
Door operators ▶ automatically best choice



## Specifications

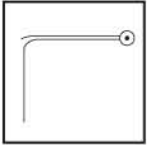


### Standard Headroom Installation

Headroom: 380mm\*

Sideroom: 120mm\*

\*NOTE: Doors over 175kg may require greater headroom & sideroom. Doors over 250kg require 450mm headroom and 200mm sideroom.

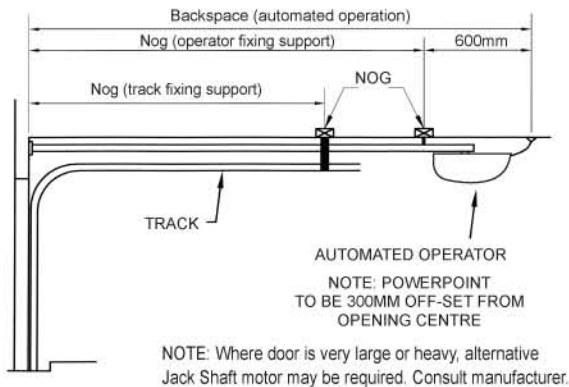
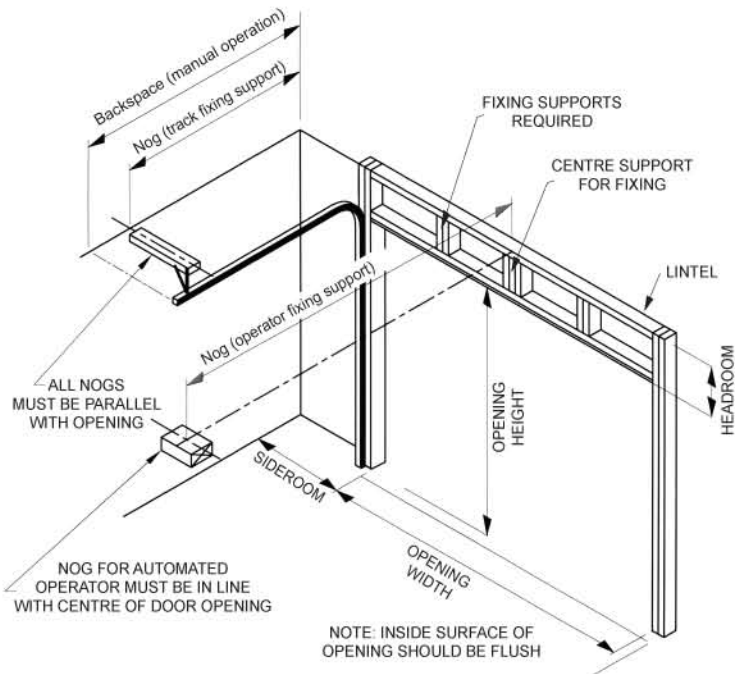


### Low Headroom Installation

Headroom: 300mm\*

Sideroom: 150mm\*

\*NOTE: Low headroom is not recommended for large or heavy doors.



NOTE: Consult your sales consultant for specific fixing support requirements.

The Platinum Collection sectional doors overlap 40mm each side of opening.

## Platinum Collection

Horizon-line  
Horizon-shine  
Reflection  
Austin

For more product information or brochures contact AIRPORT DOORS or visit [www.airportdoors.com.au](http://www.airportdoors.com.au)

## Warranty

Platinum Collection Sectional Doors are manufactured to the highest quality and standards, and are covered by a 12 month warranty.

### Notes

- Where products are in close proximity (within 1km) to corrosive environments e.g. industrial fallout or salt air, special care and maintenance are required to prolong the life of the product.
- Airport Doors sectional doors are covered by a 12 month warranty, as stipulated in the Owners Handbook. Consult manufacturer for full warranty information.
- Airport Doors reserves the right to make changes or improvements to products or accessories without notice and without obligation to make like changes or improvements to goods previously ordered.
- Details are correct at date of print.

© 2011 Czapp Pty. Ltd. trading as Airport Doors. ABN 27 257 135 008

DISTRIBUTED BY:

**AIRPORT DOORS**  
*Quality Door Solutions*

69-75 High Street, Melton VIC 3337  
Ph: +61 3 9971 1444 Fax: + 61 3 9971 1466  
Email: [vic@airportdoors.com.au](mailto:vic@airportdoors.com.au)

[www.airportdoors.com.au](http://www.airportdoors.com.au)